

January 31, 1995
SC

LARRY PHILLIPS
Introduced by: PETE VON REICHBAUER

Proposed No.: 95 - 144

11748

ORDINANCE NO.

1
2
3 AN ORDINANCE finding that revisions to the Zoo
4 Capital Improvement Program Plan and the
5 Financial and Development Plan as approved by the
6 Zoo Development Oversight Committee and submitted
7 to King County by the City of Seattle, pursuant
8 to conditions stipulated in the Zoo Cooperative
9 Agreement between King County and the City of
10 Seattle are necessary and appropriate to
11 substantially complete the Zoo development
12 program as approved in King County Ordinance
13 7344.
14

15
16 PREAMBLE:

17
18 In 1985, the voters approved a Zoo Bond Levy in an
19 amount not to exceed \$31,500,000 for the purpose of
20 making improvements to the Woodland Park Zoo.
21 Transfer of bond proceeds to the city of Seattle, and
22 use of bond proceeds by the city are governed under a
23 Zoo Cooperative Agreement between King County and the
24 city of Seattle as approved in King County Ordinance
25 7616. Pursuant to Section 8 of the Interlocal
26 Agreement, the city has submitted its proposed Zoo
27 Capital Improvement Program Plan revisions to King
28 County for approval.
29

30 BE IT ORDAINED BY THE COUNCIL OF KING COUNTY:

31
32 SECTION 1. The King County Council finds that the
33 revisions to the Zoo Capital Improvement Program Plan attached
34 as Exhibit A are necessary and appropriate to substantially
35 complete the Zoo Development Plan as approved in King County
36 Ordinance 7344.

11248
84211

	-Actuals-								-Projected-				TOTALS
	1986	1987	1988	1989	1990	1991	1992	1993	1994	1995	1996	1997	
NEEDS:													
First bond sale project costs:	555.2	2,644.8	3,875.6	1,886.9	3,396.4	7,928.0	4,740.5	5,924.7	5,093.8	1,150.0	-7.8	0.0	37,203.6
less: Zoo Society in-kind donations	---	---	0.0	184.1	22.6	36.1	213.2	39.2	111.2	0.0	0.0	0.0	606.3
First bond sale draws	555.2	2,644.8	3,875.6	1,702.8	3,373.8	7,891.8	4,527.3	5,885.5	4,982.6	1,150.0	7.8	0.0	36,597.3
Second bond sale project costs:	0.0	0.0	0.0	15.0	9.6	2,855.1	2,278.8	6,409.2	1,828.2	2,108.7	682.7	0.0	16,197.3
less: Zoo Society in-kind donations	0.0	0.0	0.0	0.0	0.0	0.0	3.0	110.1	128.9	20.0	15.0	0.0	276.9
Second bond sale draws	0.0	0.0	0.0	15.0	9.6	2,855.1	2,275.8	6,299.2	1,699.3	2,088.7	667.7	0.0	15,920.4
FUND CASH FLOWS													
Donations:													
Beginning balance, donations	0.0	56.3	1,985.6	2,619.2	3,198.3	3,808.0	4,682.8	5,646.7	4,657.5	1,621.2	(746.7)	(271.1)	
plus: cash donations, Zoo Society	313.0	1,930.0	930.0	322.0	300.0	593.1	617.5	770.4	1,000.0	854.6	1,210.0	286.2	9,126.8
donations, King County	60.0	0.0	0.0	0.0	0.0	0.0	0.0	0.0	0.0	0.0	0.0	0.0	60.0
interest earnings	6.4	40.8	158.5	262.1	309.7	281.7	346.5	231.7	209.9	16.2	(58.9)	(15.0)	1,789.5
less: first bond sale project costs	323.1	41.6	454.8	5.0	0.0	0.0	0.0	0.0	2,546.8	1,150.0	7.8	0.0	4,529.2
second bond sale project costs	0.0	0.0	0.0	0.0	0.0	0.0	0.0	1,991.4	1,699.3	2,088.7	667.7	0.0	6,447.1
Ending balance, donations	56.3	1,985.6	2,619.2	3,198.3	3,808.0	4,682.8	5,646.7	4,657.5	1,621.2	(746.7)	(271.1)	(0.0)	
Bond Funds:													
Beginning balance, 1st bond sale proceeds	0.0	23,353.0	22,348.5	20,512.6	20,549.7	18,688.3	11,784.7	7,931.0	2,378.2	0.0	0.0	(0.0)	
plus: bond sale proceeds	22,965.0	0.0	0.0	0.0	0.0	0.0	0.0	0.0	0.0	0.0	0.0	0.0	22,965.0
interest earnings	682.8	1,598.8	1,584.8	1,734.9	1,512.5	988.1	673.7	332.7	57.6	0.0	0.0	(0.0)	9,165.9
less: bond sale expenses	62.8	0.0	0.0	0.0	0.0	0.0	0.0	0.0	0.0	0.0	0.0	0.0	62.8
project costs	232.1	2,603.3	3,420.8	1,697.8	3,373.8	7,891.8	4,527.3	5,885.5	2,435.7	0.0	0.0	(0.0)	32,068.1
Ending balance, 1st bond sale proceeds	23,353.0	22,348.5	20,512.6	20,549.7	18,688.3	11,784.7	7,931.0	2,378.2	0.0	(0.0)	(0.0)	(0.0)	
Beginning balance, 2nd bond sale proceeds	0.0	0.0	0.0	0.0	(15.0)	(24.6)	6,098.6	4,199.0	(0.0)	0.0	0.0	0.0	
plus: bond sale proceeds	0.0	0.0	0.0	0.0	0.0	8,535.0	0.0	0.0	0.0	0.0	0.0	0.0	8,535.0
interest earnings	0.0	0.0	0.0	0.0	0.0	453.3	376.2	108.8	0.0	0.0	0.0	0.0	938.3
less: bond sale expenses	0.0	0.0	0.0	0.0	0.0	0.0	0.0	0.0	0.0	0.0	0.0	0.0	0.0
project costs	0.0	0.0	0.0	15.0	9.6	2,855.1	2,275.8	4,307.8	(0.0)	0.0	0.0	0.0	9,473.3
Ending balance, 2nd bond sale proceeds	0.0	0.0	0.0	(15.0)	(24.6)	6,098.6	4,199.0	(0.0)	0.0	0.0	0.0	0.0	
Totals:													
Beginning balance, all funds	0.0	23,409.3	24,334.1	23,131.8	23,733.0	22,471.8	22,566.1	17,776.8	7,035.6	1,621.2	(746.7)	(271.1)	
plus: bond sale proceeds	22,965.0	0.0	0.0	0.0	0.0	8,535.0	0.0	0.0	0.0	0.0	0.0	0.0	31,500.0
cash donations, Zoo Society	313.0	1,930.0	930.0	322.0	300.0	593.1	617.5	770.4	1,000.0	854.6	1,210.0	286.2	9,126.8
donations, Seattle and King County	60.0	0.0	0.0	0.0	0.0	0.0	0.0	0.0	0.0	0.0	0.0	0.0	60.0
interest earnings	689.2	1,639.6	1,743.3	1,997.0	1,822.2	1,723.2	1,396.4	673.2	267.4	16.2	(58.9)	(15.0)	11,893.7
less: bond/note sale expenses	62.8	0.0	0.0	0.0	0.0	0.0	0.0	0.0	0.0	0.0	0.0	0.0	62.8
project costs	555.2	2,644.8	3,875.6	1,717.8	3,383.4	10,757.0	6,803.1	12,184.7	6,681.9	3,238.7	675.5	0.0	52,517.7
Ending balance, all funds	23,409.3	24,334.1	23,131.8	23,733.0	22,471.8	22,566.0	17,776.8	7,035.6	1,621.2	(746.7)	(271.1)	(0.0)	
ZOO SOCIETY DONATIONS RECAP													
In-Kind Donations	0.0	0.0	0.0	184.1	22.6	36.1	216.2	149.2	240.0	20.0	15.0	0.0	883.2
Cash Donations	313.0	1,930.0	930.0	322.0	300.0	593.1	617.5	770.4	1,000.0	854.6	1,210.0	286.2	9,126.8
Totals	313.0	1,930.0	930.0	506.1	322.6	629.2	833.6	919.7	1,240.0	874.6	1,225.0	286.2	10,010.0

ASSUMPTIONS Assumed earning rates: Donations Subfund 7.40%
1st bond sale subfund 4.90% (restr at 6.71%)
2nd bond sale subfund na (restr at 6.54%)

REVISED DEVELOPMENT PLAN
Assumed inflation included in project budgets
(Dollars in 000's)

Revised 9/12/1994 Printed 09/12/94

87211

	Actuals							Projected				TOTALS	
	1986	1987	1988	1989	1990	1991	1992	1993	1994	1995	1996		1997
--First Bond Sale Projects--													
Zoo Project Overall Planning (72801)	65.0	138.1	17.1	35.5	13.2	42.8	5.4	10.7	2.3	2.0	3.0		335.0
- Inflated Dollars	65.0	138.1	17.1	35.5	13.2	42.8	5.4	10.7	2.3	2.0	3.0		335.0
Major Utilities Instalation (72802)		37.6	173.2	92.6	671.1	776.2	1,623.3	123.5	6.6				3,504.0
- Inflated Dollars		37.6	173.2	92.6	671.1	776.2	1,623.3	123.5	6.6				3,504.0
Asian Elephant Exhibit (72803) (incl in-kind)	489.3	2,258.1	2,674.4	694.2	6.3	76.1	10.2	86.7	7.6				6,303.0
- Inflated Dollars	489.3	2,258.1	2,674.4	694.2	6.3	76.1	10.2	86.7	7.6				6,303.0
NW Parking Lot and Parking Study (Consolidated 72805)		31.4	97.1	30.1	199.2	446.7	(0.4)	(0.0)					804.0
- Inflated Dollars		31.4	97.1	30.1	199.2	446.7	(0.4)	(0.0)					804.0
Graphics and site improvements (First bond sale related) (72806)		17.1	113.2	176.0	93.5	34.3	0.6	70.5					505.2
- Inflated Dollars		17.1	113.2	176.0	93.5	34.3	0.6	70.5					505.2
Asian Trop Forest Zone (72807) (incl in kind)	0.1	40.4	266.1	187.5	249.9	201.8	183.1	3,203.1	3,501.3	493.6			8,327.0
- Inflated Dollars	0.1	40.4	266.1	187.5	249.9	201.8	183.1	3,203.1	3,501.3	493.6			8,327.0
African/ S Amer Tropical Forest Zone (72808)		72.9	182.0	284.2	1,359.5	5,854.6	1,269.5	319.0	44.9	534.4			9,921.0
- Inflated Dollars		72.9	182.0	284.2	1,359.5	5,854.6	1,269.5	319.0	44.9	534.4			9,921.0
Family Farm improvements (Consolidated 72809)		1.6	3.6	10.5	40.1	45.3	114.4	562.7	195.8	80.0			1,054.0
- Inflated Dollars		1.6	3.6	10.5	40.1	45.3	114.4	562.7	195.8	80.0			1,054.0
Keeper and maintenance improvements (Consolidated 72810, design only)	0.8	40.8	169.0	207.4	489.1	(0.0)	25.3	0.0					932.4
- Inflated Dollars	0.8	40.8	169.0	207.4	489.1	(0.0)	25.3	0.0					932.4
Gift/Food/bookstore (72813); ** (\$1,809,000 segregated to 72822)		6.9	109.9	12.3	9.2	24.0	21.3	569.5	87.9				841.0
- Inflated Dollars		6.9	109.9	12.3	9.2	24.0	21.3	569.5	87.9				841.0
Taiga Zone / Montane (Consolidated 72814 - design only)			47.6	88.1	135.5	275.2	482.3	101.4					1,130.0
- Inflated Dollars			47.6	88.1	135.5	275.2	482.3	101.4					1,130.0
Visitor Amenities (72829)			22.4	68.5	53.8	117.1	883.3	341.2	131.9	40.0	4.8		1,663.0
- Inflated Dollars			22.4	68.5	53.8	117.1	883.3	341.2	131.9	40.0	4.8		1,663.0
Education/Adminstration Facilities (72822); ** (segregated from 72813)					76.2	34.0	122.1	536.3	1,115.4				1,884.0
- Inflated Dollars					76.2	34.0	122.1	536.3	1,115.4				1,884.0
Status, first bond sale projects:													
Total Project Costs	555.2	2,644.8	3,875.6	1,886.9	3,396.4	7,928.0	4,740.5	5,924.7	5,093.8	1,150.0	7.8		37,203.6
Inflation reserve													
Project Costs in actual dollars	555.2	2,644.8	3,875.6	1,886.9	3,396.4	7,928.0	4,740.5	5,924.7	5,093.8	1,150.0	7.8		37,203.6
Unallocated contingency reserves													
Total inflation and contingency reserves													
Total Project Costs	555.2	2,644.8	3,875.6	1,886.9	3,396.4	7,928.0	4,740.5	5,924.7	5,093.8	1,150.0	7.8		37,203.6

84211

Revised 9/12/1994 Printed 09/12/94

	Actuals								Projected				TOTALS
	1986	1987	1988	1989	1990	1991	1992	1993	1994	1995	1996	1997	
---Second Bond Sale Projects---													
Graphics and site improvements (Second bond sale related) (72806)						43.6	80.0	110.7	336.5	225.0	199.9	0.0	995.8
- Inflated Dollars						43.6	80.0	110.7	336.5	225.0	199.9	0.0	995.8
Taiga Zone / Montane (Consolidated 72814 - construction)							**	*					
- Inflated Dollars							851.7	4,983.1	712.2	0.0			6,547.0
Keeper and maintenance improvements (Consolidated 72810, construction)						2,763.4	1,022.0	108.5	40.7	200.0			4,134.6
- Inflated Dollars						2,763.4	1,022.0	108.5	40.7	200.0			4,134.6
Completion of Savanna Zone (72816)					0.4	45.7	34.3	94.4	125.0	487.2			787.0
- Inflated Dollars					0.4	45.7	34.3	94.4	125.0	487.2			787.0
Steppe Zone (72817)								20.3	25.0	125.0	179.7	*	350.0
- Inflated Dollars								20.3	25.0	125.0	179.7	*	350.0
Desert Zone/Tropical Nocturnal (Consolidated 72824)						7.1	108.0	114.4	125.0	571.5	0.0		926.0
- Inflated Dollars						7.1	108.0	114.4	125.0	571.5	0.0		926.0
Temperate Deciduous and Rain Forest Zones (72825)						4.2	182.9	865.4	297.5				1,350.0
- Inflated Dollars						4.2	182.9	865.4	297.5				1,350.0
Other Special Exhibits (72827)								88.8	146.2	100.0			335.0
- Inflated Dollars								88.8	146.2	100.0			335.0
Off-site breeding and holding (72828)				15.0	9.2	1.1		23.7	20.0	400.0	303.0		772.0
- Inflated Dollars				15.0	9.2	1.1		23.7	20.0	400.0	303.0		772.0
Status, second bond sale projects:													
Total Project Costs				15.0	9.6	2,865.1	2,278.8	6,409.2	1,828.2	2,108.7	682.7	0.0	16,197.3
Inflation reserve													
Project Costs in actual dollars				15.0	9.6	2,865.1	2,278.8	6,409.2	1,828.2	2,108.7	682.7	0.0	16,197.3
Unallocated contingency reserves													
Total inflation and contingency reserves													
Total Project Costs				15.0	9.6	2,865.1	2,278.8	6,409.2	1,828.2	2,108.7	682.7	0.0	16,197.3
Summary status, all projects:													
Total Project Costs	555.2	2,644.8	3,875.6	1,901.8	3,406.0	10,793.1	7,019.3	12,334.0	6,921.9	3,258.7	690.5	0.0	53,400.9
Inflation reserve													
Project Costs in actual dollars	555.2	2,644.8	3,875.6	1,901.8	3,406.0	10,793.1	7,019.3	12,334.0	6,921.9	3,258.7	690.5	0.0	53,400.9
Unallocated contingency reserves													
Total inflation and contingency reserves													
Total Project Costs	555.2	2,644.8	3,875.6	1,901.8	3,406.0	10,793.1	7,019.3	12,334.0	6,921.9	3,258.7	690.5	0.0	53,400.9

ORDINANCE 117345

1
2
3
4
5
6
7
8
9
10
11
12
13
14
15
16
17
18
19
20
21
22
23
24
25
26
27
28
29
30
31
32
33
34

AN ORDINANCE relating to the Department of Parks and Recreation; appropriating funds from the Zoo Project Construction Fund to complete construction of the Zoo Asian Tropical Forest Project (CIP K72807); and recommending a modification of the Zoo Project pursuant to the Zoo Cooperation Agreement.

BE IT ORDAINED BY THE CITY OF SEATTLE AS FOLLOWS:

Section 1. In addition to the sums appropriated in Ordinances 113076, 113945, 115213, 115477, and 116836, the sum of Four Hundred Twenty Thousand Dollars (\$420,000) is hereby appropriated from the Zoo Project Construction Fund to complete construction of the Zoo Asian Tropical Forest Project (CIP K72807). The Superintendent of Parks and Recreation, or her authorized representative, is hereby authorized to enter into such agreements with other City departments, governments, private organizations, firms, and individuals as are necessary to carry out said project.

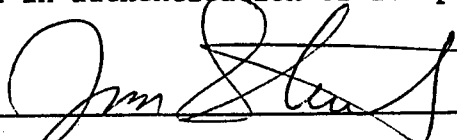
Section 2. Pursuant to Section 8 of the Zoo Cooperation Agreement, The City of Seattle hereby recommends modification of the Zoo Project to increase the budget of the Zoo Tropical Asian Forest Project by Four Hundred Twenty Thousand Dollars (\$420,000). The appropriation made in Section 1 of this ordinance is contingent upon approval of this modification by the King County Council.

Section 3. Any act pursuant to the authority and prior to the effective date of this ordinance is hereby ratified and confirmed.


Section 4: This ordinance shall take effect and be in force thirty (30) days from and after its approval by the Mayor, but if

1 not approved and returned by the Mayor within ten (10) days after
2 presentation, it shall take effect as provided by Municipal Code
3 Section 1.04.020.


4 Passed by the City Council the 17 day of Oct., 1994, and
5 signed by me in open session in authentication of its passage this
6 17 day of Oct., 1994.

7 
8 President _____ of the City Council

9
10 Approved by me this 24 day of October, 1994

11 
12 Norman B. Rice, Mayor

13
14 Filed by me this 24 day of October, 1994

15 
16 Judith E. Pagan
City Clerk

17 (SEAL)

18
19
20
21
22
23
24
25
26
27
28
29
30
31
32
33
34